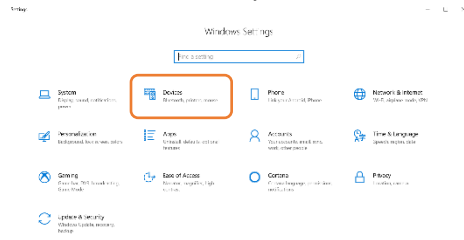
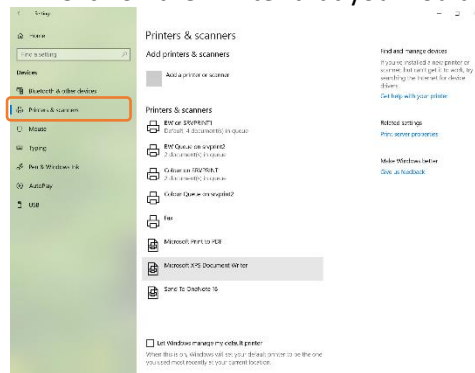


FAQ:

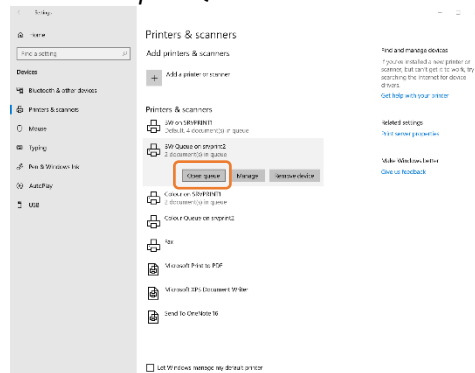
1. How and when to choose the new printers: BW queue and Colour Queue
 - a. August 1 OR when you are using a new printer
 - b. Printers should show up for you now, but this is how you change your default printer
 - Select *Devices* in your Windows Setting



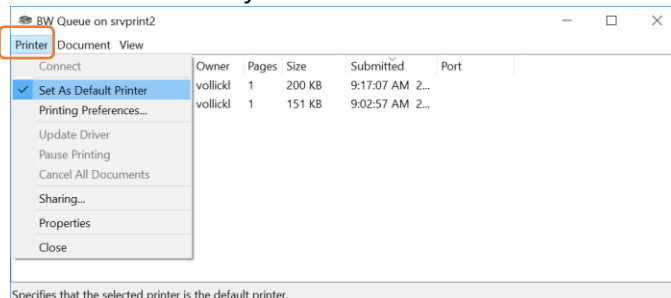
- Select *Printers and Scanners*
- Click on the Printer that you would like to set as the Default



- Click *Open Queue*



- Click *Printer* drop down
- Select *Set As Default Printer*



Specifies that the selected printer is the default printer.